



**FUND FACT SHEET**  
**as of 30<sup>th</sup> June 2014**

## Group Bond Fund

\*Fund Fact Sheet as on 30th Jun 2014.

### Fund Objective

To provide relatively safer and less volatile investment option mainly through debt instruments and accumulation of income through investment in fixed income securities. To provide accumulation of income through investment in various fixed income securities. The Fund seeks to minimize risk by maintaining a suitable balance between return, safety and liquidity.

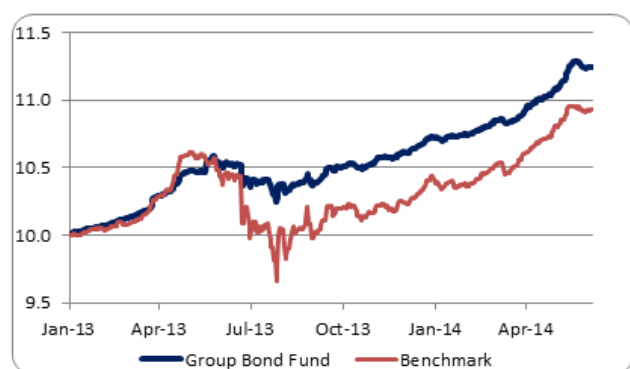
### Fund Information

SFIN No.	ULGF00305/09/11GFBond147
Launch Date	25-Jan-13
Face Value	10
Risk Profile	Low to medium

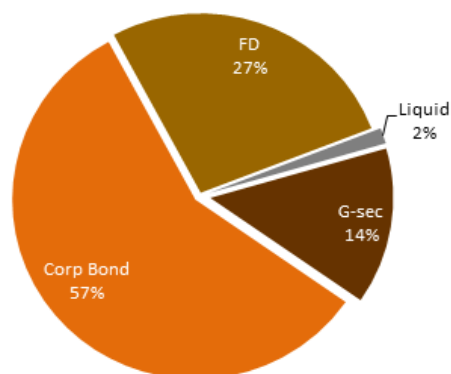
### Asset Allocation Pattern

Equity and Equity related Instruments	0%
Debt and Money market Instruments	100%

### NAV (Net Asset Value)



### Asset Allocation



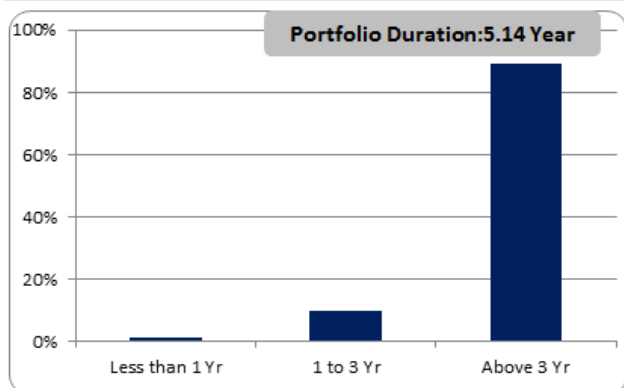
Period	3 Month	6 Month	1 Year	Inception
Fund Return	3.6%	5.8%	6.8%	8.6%
Benchmark	3.8%	6.5%	4.6%	6.4%

Benchmark: Crisil Composite Bond Fund Index

# Returns less than or equal to one year are absolute returns. Return greater than one year are in term of compounded annualised growth rate (CAGR).

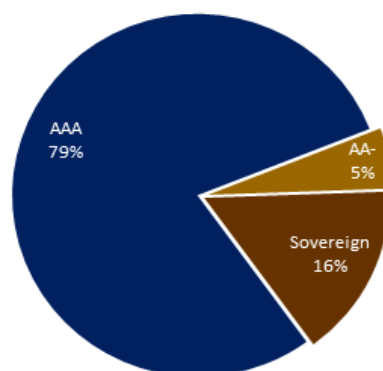
\* Past Performance is not indicative of future performance.

### Fixed Income Portfolio Maturity



\* % of fixed income investment

### Debt Rating Profile



\* % of fixed income investment

## Group Balancer Fund

\*Fund Fact Sheet as on 30th Jun 2014.

### Fund Objective

To provide a balanced investment choice through a large part of funds into debt investments & a small part going to equities to enhance returns on a long term basis.

### Fund Information

SFIN No.	ULGF00205/09/11GFBalancer147
Launch Date	25-Jan-13
Face Value	10
Risk Profile	Medium to High

### NAV (Net Asset Value)



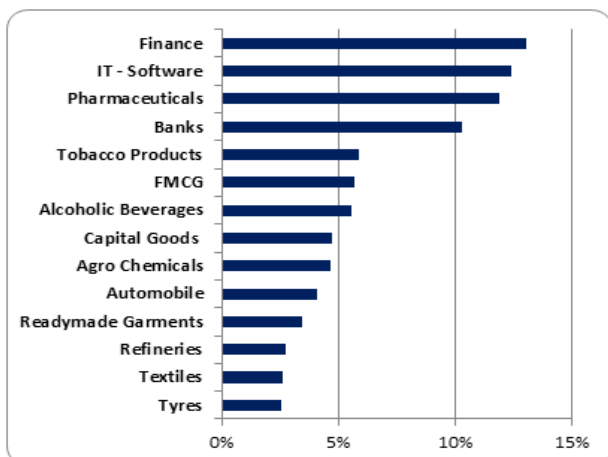
Period	3 Month	6 Month	1 Year	Inception
Fund Return	6.8%	9.8%	14.0%	12.9%
Benchmark	5.7%	9.3%	9.5%	8.7%

Benchmark: 20% Nifty +80% Crisil Composite Bond Fund Index

# Returns less than or equal to one year are absolute returns. Return greater than one year are in term of compounded annualised growth rate (CAGR).

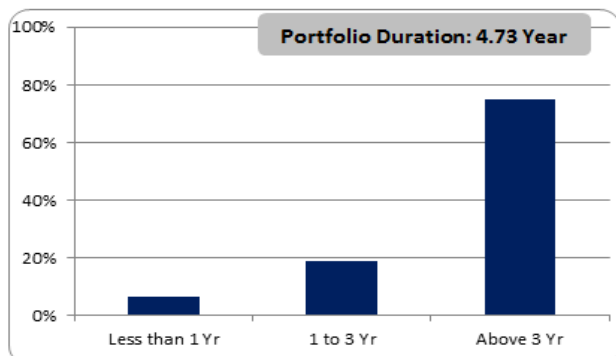
\* Past Performance is not indicative of future performance.

### Sector Allocation



\*% of equity investment

### Fixed Income Portfolio Maturity

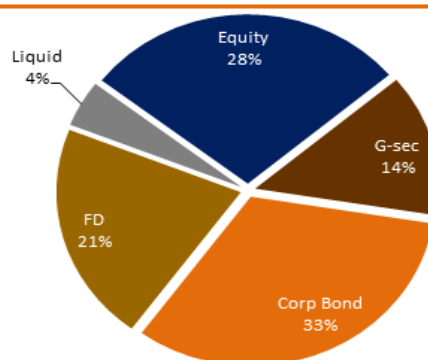


\*% of fixed income investment

### Asset Allocation Pattern

Equity and Equity related Instruments	0% - 30%
Debt and Money market Instruments	70% - 100%

### Asset Allocation

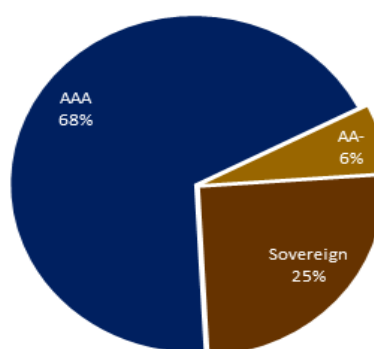


### Top 10 Equity Portfolio

Name of Stock*	Weight (%)
ITC	6%
MCDOWELL-N	6%
UNIPHOS	5%
GRUH	4%
HDFC	4%
TCS	4%
INFOSYSTCH	4%
BAJFINANCE	4%
BRITANNIA	4%
PAGEIND	3%

\*% of equity investment

### Debt Rating Profile



\*% of fixed income investment

## Group Growth Fund

\*Fund Fact Sheet as on 30th Jun 2014.

### Fund Objective

To provide equity exposure targeting higher returns in the long term. To provide blend of capital appreciation by predominantly investing in equities of blue chip companies and fixed return by investing in debt & money market instruments.

### Fund Information

SFIN No.	ULGF00105/09/11GFGrowth147
Launch Date	25-Jan-13
Face Value	10
Risk Profile	High

### NAV (Net Asset Value)



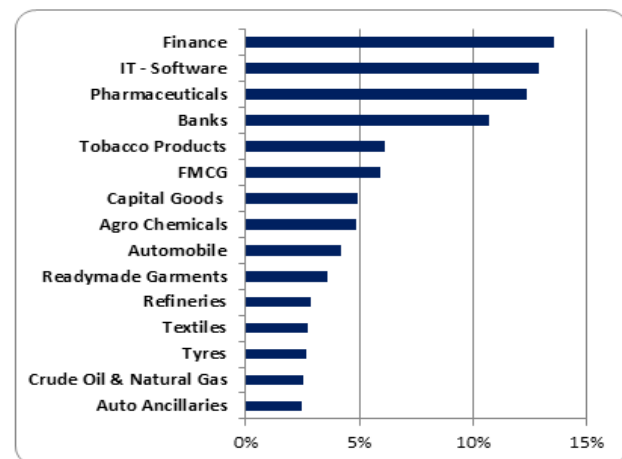
Period	3 Month	6 Month	1 Year	Inception
Fund Return	9.8%	13.2%	21.2%	17.2%
Benchmark	7.6%	12.1%	14.5%	10.9%

Benchmark: 40% Nifty +60% Crisil Composite Bond Fund Index

# Returns less than or equal to one year are absolute returns. Return greater than one year are in term of compounded annualised growth rate (CAGR).

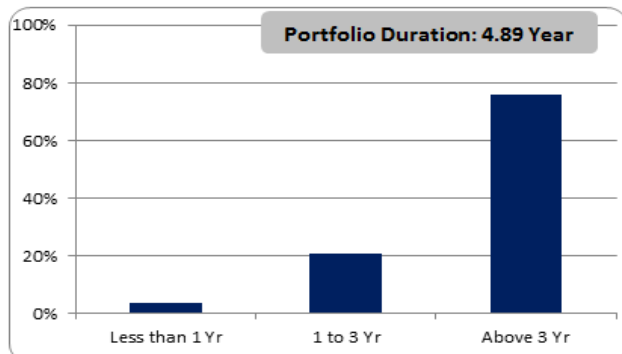
\* Past Performance is not indicative of future performance.

### Sector Allocation



\*% of equity investment

### Fixed Income Portfolio Maturity

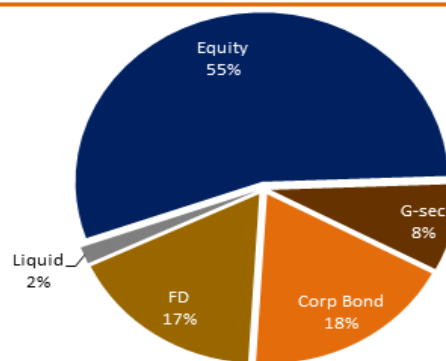


\*% of fixed income investment

### Asset Allocation Pattern

Equity and Equity related Instruments	20% - 60%
Debt and Money market Instruments	40% - 80%

### Asset Allocation

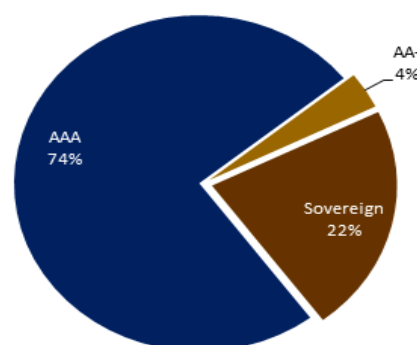


### Top 10 Equity Portfolio

Name of Stock*	Weight (%)
ITC	6%
UNIPHOS	5%
GRUH	4%
HDFC	4%
TCS	4%
INFOSYSTCH	4%
BAJFINANCE	4%
BRITANNIA	4%
PAGEIND	4%
SUNPHARMA	3%

\*% of equity investment

### Debt Rating Profile



\*% of fixed income investment

## Disclaimer:

1. In ULIP, the investment risk in investment portfolio is borne by the policyholder.
2. Unit Linked Life Insurance products are different from the traditional insurance products and are subject to the risk factors.
3. Premium paid in unit linked policies are subject to investment risks associated with capital markets and NAVs of the units may go up or down based on the performance of fund and factors influencing the capital market and the insured is responsible for his/her decisions.
4. Edelweiss Tokio Life Insurance Co. Ltd. is only the name of the insurance company and the various products/ various funds under the products offered are only the names of the unit linked life insurance contract/funds and does not in any way indicate the quality of the contract, its future prospects or returns.
5. Please know the associated risks and the applicable charges, from your Insurance agent or the intermediary or policy document of the insurer.

Registered and corporate office:

**Edelweiss Tokio Life Insurance Company Limited**

Corporate Identity Number: U66010MH2009PLC197336

Edelweiss House, Off CST Road, Kalina, Mumbai 400098

Tel. No.: +91 22 4088 6015 | Fax No.: +91 22 4342 8161 | Email : [care@edelweisstokio.in](mailto:care@edelweisstokio.in) | [www.edelweisstokio.in](http://www.edelweisstokio.in)

Insurance is the subject matter of solicitation. For more details on Risk Factors, Terms & Conditions, please read the sales brochure carefully before concluding a sale.

### **BEWARE OF SPURIOUS PHONE CALLS AND FICTITIOUS/FRAUDULENT OFFERS**

IRDA clarifies to public that

- IRDA or its officials do not involve in activities like sale of any kind of insurance or financial products nor invest premiums.
- IRDA does not announce any bonus. Public receiving such phone calls are requested to lodge a police complaint along with details of phone call, number.

#### DISCLAIMERS for S&P CNX Nifty Index

“Standard and Poor’s Financial Services LLC (“S&P”), is a Delaware limited liability company and amongst other things, is engaged in the business of developing, constructing, compiling, computing and maintaining various equity Indices that are recognized worldwide as benchmarks for U.S. stock market performance. “Standard & Poor’s®” and “S&P®” are trademarks of S&P and have been licensed for use by India Index Services & Products Limited in connection with the S&P CNX Nifty Index. IISL may further license the S&P trademarks to third Parties, and has sublicensed such marks to (Name of Licensee) in connection with the S&P CNX Nifty Index and [the Product]. The S&P CNX Nifty Index is not compiled, calculated or distributed by Standard & Poor’s and Standard & Poor’s makes no representation regarding the advisability of investing in Product(s) that utilize S&P CNX Nifty Index as a component thereof, including [the Product].”

“The Product (s) are not sponsored, endorsed, sold or promoted by India Index Services & Products Limited (“IISL”) or Standard and Poor’s Financial Services LLC (“S&P”). Neither IISL nor S&P makes any representation or warranty, express or implied, to the owners of the Product(s) or any member of the public regarding the advisability of investing in securities generally or in the Product(s) particularly or the ability of the S&P CNX Nifty Index to track general stock market performance in India. The relationship of S&P and IISL to (Name of Licensee) is only in respect of the licensing of certain trademarks and trade names of their Index which is determined, composed and calculated by IISL without regard to the (Name of Licensee) or the Product(s). Neither S&P nor IISL has any obligation to take the needs of the (Name of Licensee) or the owners of the Product(s) into consideration in determining, composing or calculating the S&P CNX Nifty Index. Neither S&P nor IISL is responsible for or has participated in the determination of the timing of, prices at, or quantities of the Product(s) to be issued or in the determination or calculation of the equation by which the Product(s) is to be converted into cash. Neither IISL nor S&P has any obligation or liability in connection with the administration, marketing or trading of the Product(s)”.

“S&P and IISL do not guarantee the accuracy and/or the completeness of the S&P CNX Nifty Index or any data included therein and they shall have no liability for any errors, omissions, or interruptions therein. Neither S&P nor IISL makes any warranty, express or implied, as to results to be obtained by (Name of Licensee), owners of the Product(s), or any other person or entity from the use of the S&P CNX Nifty Index or any data included therein. IISL and S&P make no express or implied warranties, and expressly disclaim all warranties of merchantability or fitness for a particular purpose or use with respect to the Index or any data included therein. Without limiting any of the foregoing, IISL and S&P expressly disclaim any and all liability for any damages or losses arising out of or related to the Product(s), including any and all direct, special, punitive, indirect, or consequential damages (including lost profits), even if notified of the possibility of such damages.

#### DISCLAIMERS for CNX Midcap

The Product(s) are not sponsored, endorsed, sold or promoted by India Index Services & Products Limited (“IISL”). IISL does not make any representation or warranty, express or implied, to the owners of the Product(s) or any member of the public regarding the advisability of investing in securities generally or in the Product(s) particularly or the ability of the CNX Midcap Index to track general stock market performance in India. The relationship of IISL to the Issuer is only in respect of the licensing of certain trademarks and trade names of its Index which is determined, composed and calculated by IISL without regard to the Issuer or the Product(s). IISL does not have any obligation to take the needs of the Issuer or the owners of the Product(s) into consideration in determining, composing or calculating the CNX Midcap Index. IISL is not responsible for or has participated in the determination of the timing of, prices at, or quantities of the Product(s) to be issued or in the determination or calculation of the equation by which the Product(s) is to be converted into cash. IISL has no obligation or liability in connection with the administration, marketing or trading of the Product(s).

IISL do not guarantee the accuracy and/or the completeness of the CNX Midcap Index or any data included therein and they shall have no liability for any errors, omissions, or interruptions therein. IISL does not make any warranty, express or implied, as to results to be obtained by the Issuer, owners of the product(s), or any other person or entity from the use of the CNX Midcap Index or any data included therein. IISL makes no express or implied warranties, and expressly disclaim all warranties of merchantability or fitness for a particular purpose or use with respect to the index or any data included therein. Without limiting any of the foregoing, IISL expressly disclaim any and all liability for any damages or losses arising out of or related to the Products, including any and all direct, special, punitive, indirect, or consequential damages (including lost profits), even if notified of the possibility of such damages.

Registered and corporate office:  
**Edelweiss Tokio Life Insurance Company Limited**  
Corporate Identity Number: U66010MH2009PLC197336  
Edelweiss House, Off CST Road, Kalina, Mumbai 400098

Tel. No.: +91 22 4088 6015 | Fax No.: +91 22 4342 8161 | Email : [care@edelweisstokio.in](mailto:care@edelweisstokio.in) | [www.edelweisstokio.in](http://www.edelweisstokio.in)

Insurance is the subject matter of solicitation. For more details on Risk Factors, Terms & Conditions, please read the sales brochure carefully before concluding a sale.

#### **BEWARE OF SPURIOUS PHONE CALLS AND FICTITIOUS/FRAUDULENT OFFERS**

IRDA clarifies to public that

- IRDA or its officials do not involve in activities like sale of any kind of insurance or financial products nor invest premiums.
- IRDA does not announce any bonus. Public receiving such phone calls are requested to lodge a police complaint along with details of phone call, number.

CRISIL Disclaimer and Copyright Notice:

Each CRISIL Index (including, for the avoidance of doubt, its values and constituents) is the sole property of CRISIL Limited (**CRISIL**). No CRISIL Index may be copied, retransmitted or redistributed in any manner. While CRISIL uses reasonable care in computing the CRISIL Indices and bases its calculation on data that it considers reliable, CRISIL does not warrant that any CRISIL Index is error-free, complete, adequate or without faults. Anyone accessing and/or using any part of the CRISIL Indices does so subject to the condition that: (a) CRISIL is not responsible for any errors, omissions or faults with respect to any CRISIL Index or for the results obtained from the use of any CRISIL Index; (b) CRISIL does not accept any liability (and expressly excludes all liability) arising from or relating to their use of any part of CRISIL Indices.”..

Registered and corporate office:

**Edelweiss Tokio Life Insurance Company Limited**

Corporate Identity Number: U66010MH2009PLC197336 | IRDA Regn. No.: 147

Edelweiss House, Off CST Road, Kalina, Mumbai 400098

Tel. No.: +91 22 4088 6015 | Fax No.: +91 22 4342 8161 | Email : [care@edelweisstokio.in](mailto:care@edelweisstokio.in) | [www.edelweisstokio.in](http://www.edelweisstokio.in)

Insurance is the subject matter of solicitation. For more details on Risk Factors, Terms & Conditions, please read the sales brochure carefully before concluding a sale.

**BEWARE OF SPURIOUS PHONE CALLS AND FICTITIOUS/FRAUDULENT OFFERS**

IRDA clarifies to public that

- IRDA or its officials do not involve in activities like sale of any kind of insurance or financial products nor invest premiums.
- IRDA does not announce any bonus. Public receiving such phone calls are requested to lodge a police complaint along with details of phone call, number.