



FUND FACT SHEET
as of 30th June 2014

Bond Fund

*Fund Fact Sheet as on 30th Jun 2014.

Fund Objective

To provide relatively safe and less volatile investment option mainly through debt instruments and accumulation of income through investment in fixed income securities.

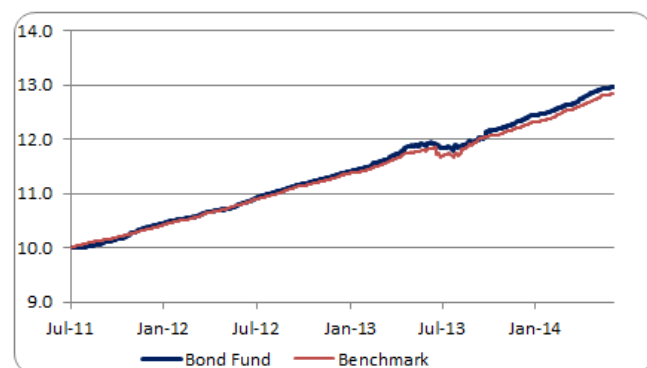
Fund Information

SFIN No.	ULIF00317/08/11BONDFUND147
Launch Date	28-Jul-11
Face Value	10
Risk Profile	Low to Medium

Asset Allocation Pattern

Equity and Equity related Instruments	Nil
Debt and Money market Instruments	100%

NAV (Net Asset Value)



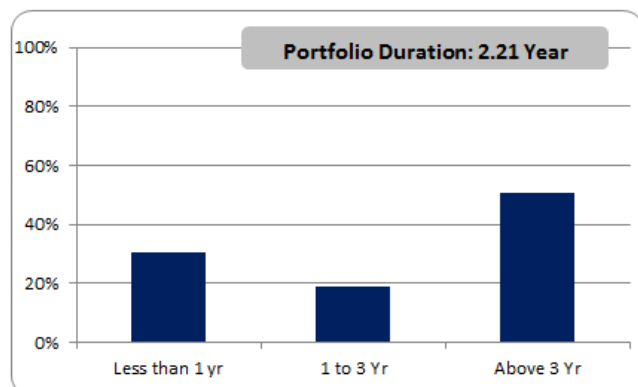
Period	3 Month	6 Month	1 Year	2 Year	Inception
Fund Return	2.6%	5.0%	8.8%	9.5%	9.3%
Benchmark	2.5%	5.0%	8.8%	9.0%	8.9%

Benchmark: Crisil Short Term Bond Fund Index

Returns less than or equal to one year are absolute returns. Return greater than one year are in term of compounded annualised growth rate (CAGR).

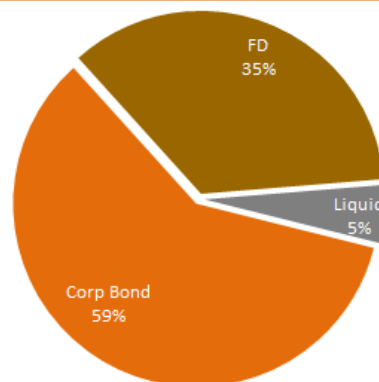
* Past Performance is not indicative of future performance.

Fixed Income Portfolio Maturity

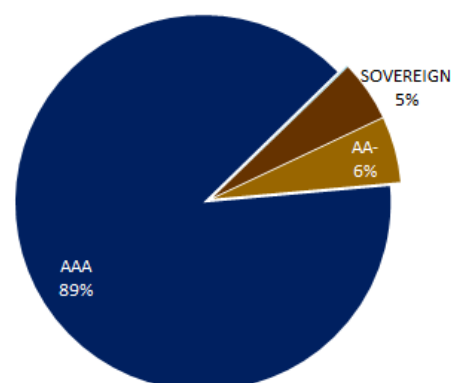


*% of fixed income investment

Asset Allocation



Debt Rating Profile



*% of fixed income investment

Money Market Fund

*Fund Fact Sheet as on 30th Jun 2014.

Fund Objective

To provide an option to deploy the funds in liquid and safe instruments so as to avoid market risk on a temporary basis.

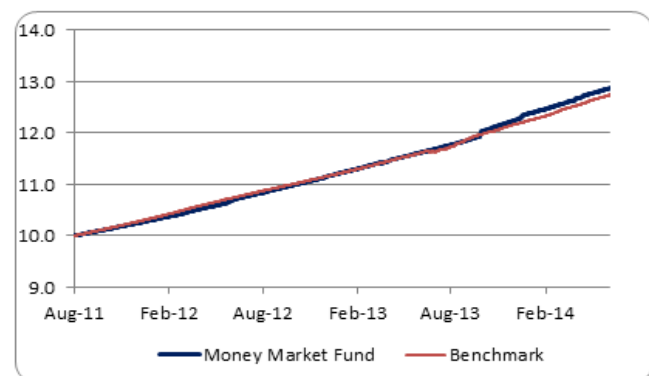
Fund Information

SFIN No.	ULIF00425/08/11MONEYMARKET147
Launch Date	25-Aug-11
Face Value	10
Risk Profile	Low

Asset Allocation Pattern

Equity and Equity related Instruments	Nil
Debt and Money market Instruments	100%

NAV (Net Asset Value)



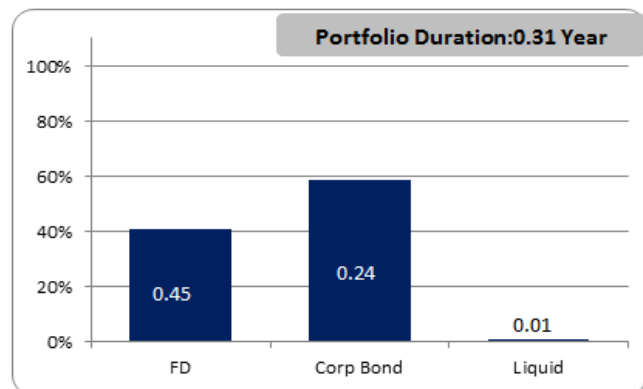
Period	3 Month	6 Month	1 Year	2 Year	Inception
Fund Return	2.4%	5.0%	10.7%	9.6%	9.3%
Benchmark	2.2%	4.6%	9.6%	8.9%	8.9%

Benchmark: Crisil Liquid Fund Index

Returns less than or equal to one year are absolute returns. Return greater than one year are in term of compounded annualised growth rate (CAGR).

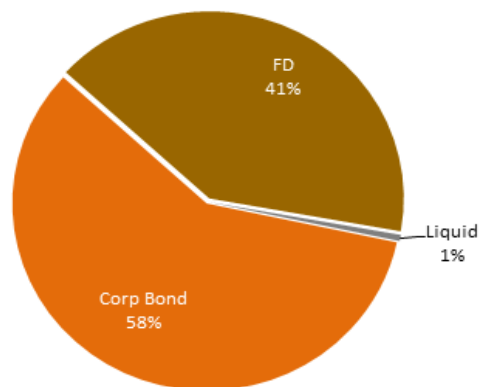
* Past Performance is not indicative of future performance.

Asset Class Duration

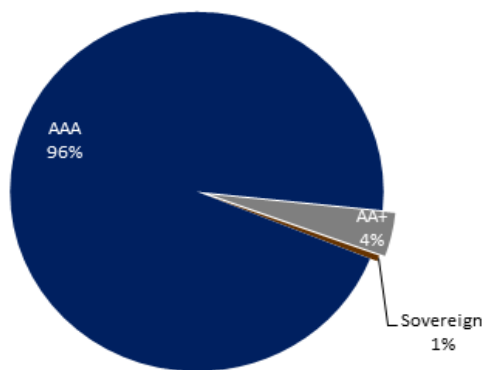


*% of fixed income investment

Asset Allocation (Actual)



Debt Rating Profile



*% of fixed income investment

Equity Large Cap Fund

*Fund Fact Sheet as on 30th Jun 2014.

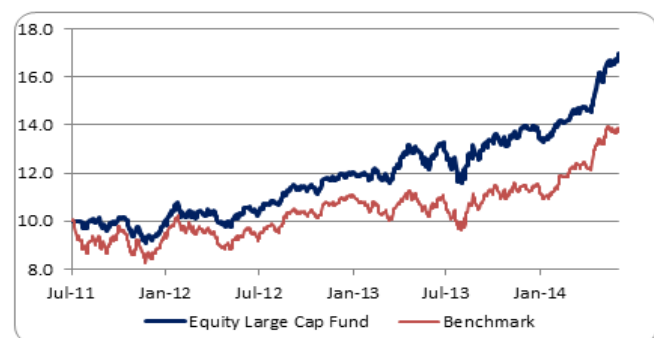
Fund Objective

To provide high equity exposure targeting higher returns in the long term.

Fund Information

SFIN No.	ULIF00118/08/11EQLARGECAP147
Launch Date	28-Jul-11
Face Value	10
Risk Profile	High

NAV (Net Asset Value)



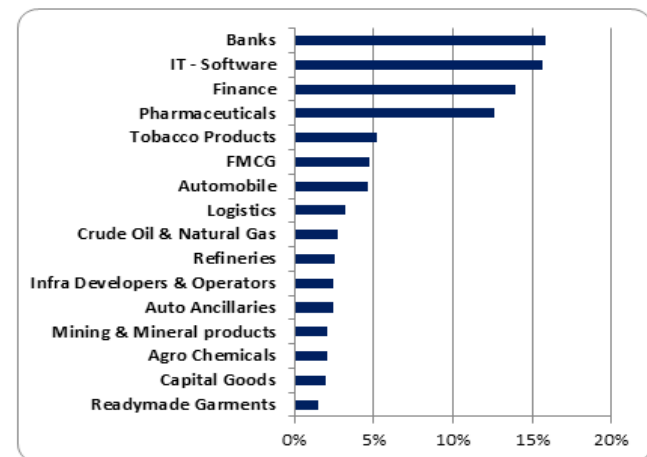
Period	3 Month	6 Month	1 Year	2 Year	Inception
Fund Return	17.5%	21.5%	34.8%	26.9%	19.8%
Benchmark	13.5%	20.7%	30.3%	20.0%	11.8%

Benchmark: Nifty

Returns less than or equal to one year are absolute returns. Return greater than one year are in term of compounded annualised growth rate (CAGR).

* Past Performance is not indicative of future performance.

Sector Allocation

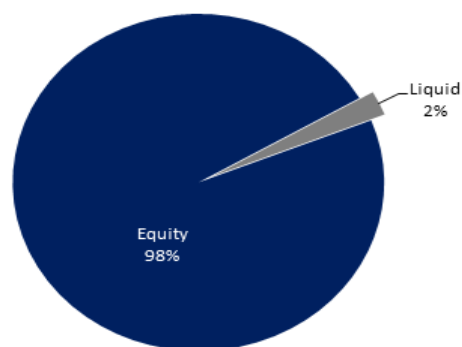


*% of equity investment

Asset Allocation Pattern

Equity and Equity related Instruments	60% - 100%
Debt and Money market Instruments	0% - 40%

Asset Allocation



Top 10 Equity Portfolio

Name of Stock*	Weight (%)
ITC	5%
HDFC	5%
TCS	5%
INFOSYSTCH	4%
AXISBANK	4%
CONCOR	3%
SUNPHARMA	3%
HCLTECH	3%
SBIN	3%
HDFCBANK	3%

*% of equity investment

Equity Top 250 Fund

*Fund Fact Sheet as on 30th Jun 2014.

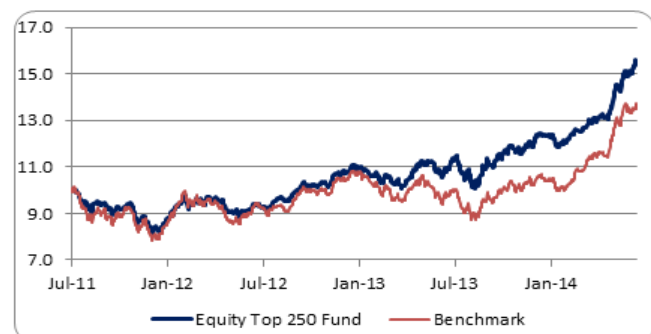
Fund Objective

To provide equity exposure targeting higher returns (through long term capital gains).

Fund Information

SFIN No.	ULIF0027/07/11EQTOP250147
Launch Date	20-Jul-11
Face Value	10
Risk Profile	High

NAV (Net Asset Value)



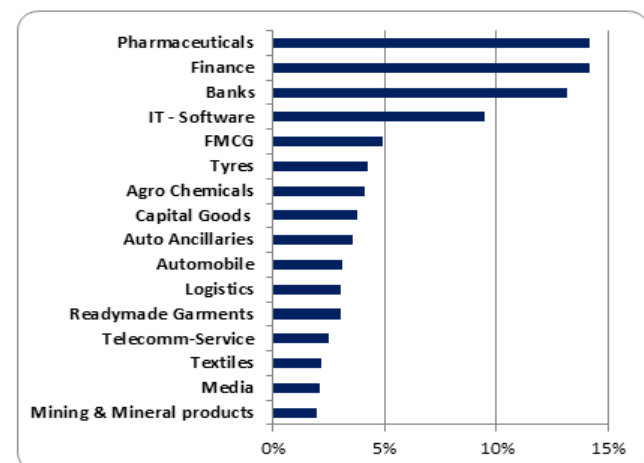
Period	3 Month	6 Month	1 Year	2 Year	Inception
Fund Return	21.4%	25.5%	44.0%	29.1%	16.4%
Benchmark	21.0%	29.0%	40.5%	21.6%	11.3%

Benchmark: 50% Nifty & 50% CNXMIDCAP

Returns less than or equal to one year are absolute returns. Return greater than one year are in term of compounded annualised growth rate (CAGR).

* Past Performance is not indicative of future performance.

Sector Allocation

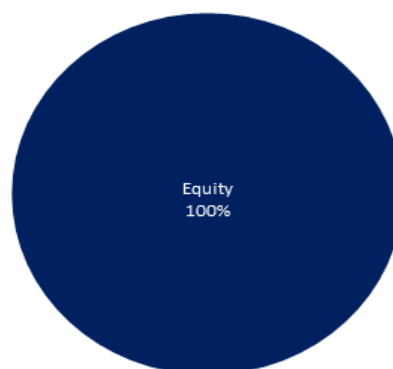


*% of equity investment

Asset Allocation Pattern

Equity and Equity related Instruments	60% - 100%
Debt and Money market Instruments	0% - 40%

Asset Allocation



Top 10 Equity Portfolio

Name of Stock*	Weight (%)
UNIPHOS	4%
GRUH	3%
BRITANNIA	3%
CONCOR	3%
PAGEIND	3%
BAJFINANCE	3%
BIOCON	2%
BALKRISIND	2%
ARVIND	2%
AMARAJABAT	2%

*% of equity investment

Managed Fund

*Fund Fact Sheet as on 30th Jun 2014.

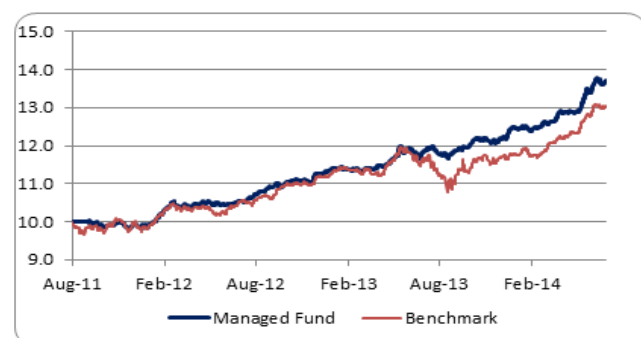
Fund Objective

This fund uses the expertise of the company fund manager to decide on the asset allocation between Equity and Debt / Money market instruments along with stock selection.

Fund Information

SFIN No.	ULIF00618/08/11MANAGED147
Launch Date	03-Aug-11
Face Value	10
Risk Profile	Medium

NAV (Net Asset Value)



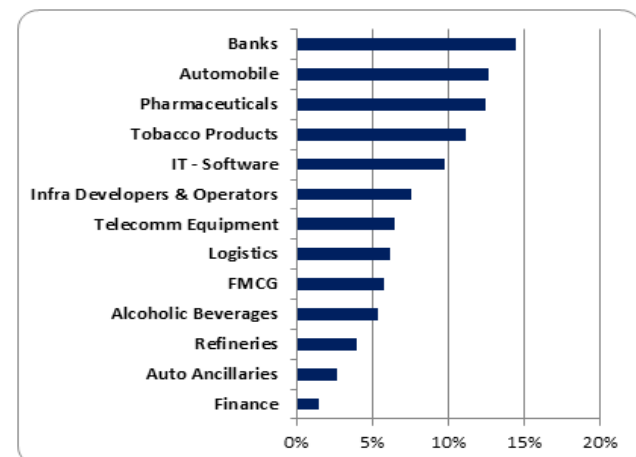
Period	3 Month	6 Month	1 Year	2 Year	Inception
Fund Return	6.4%	9.7%	16.2%	14.0%	11.4%
Benchmark	6.7%	10.7%	12.0%	11.4%	9.6%

Benchmark: 30% Nifty+70% Crisil Composite Bond Fund Index

Returns less than or equal to one year are absolute returns. Return greater than one year are in term of compounded annualised growth rate (CAGR).

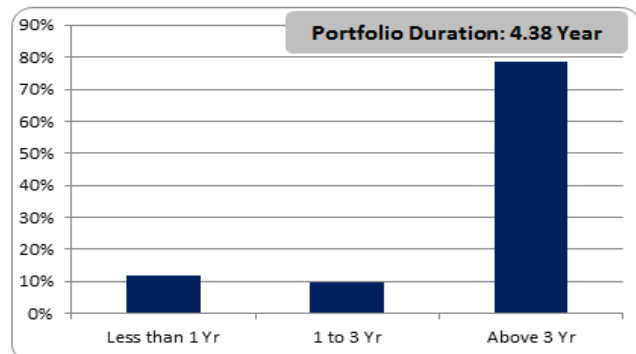
* Past Performance is not indicative of future performance.

Sector Allocation



*% of equity investment

Fixed Income Portfolio Maturity

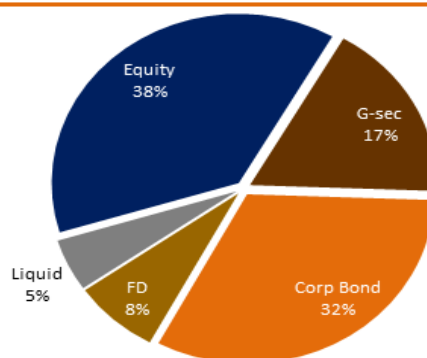


*% of fixed income investment

Asset Allocation Pattern

Equity and Equity related Instruments	0% - 40%
Debt and Money market Instruments	60% - 100%

Asset Allocation

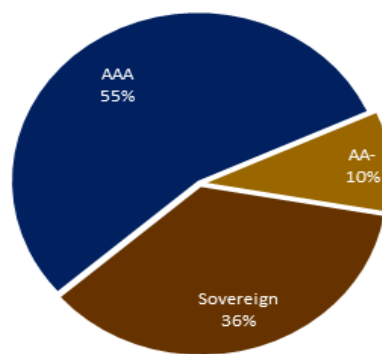


Top 10 Equity Portfolio

Name of Stock*	Weight (%)
HDFCBANK	12%
ITC	11%
INFRATEL	6%
ADANI PORTS	6%
CONCOR	6%
DABUR	6%
INFOSYSTCH	5%
MCDOWELL-N	5%
TATAMOTORS	5%
M&M	5%

*% of equity investment

Debt Rating Profile



*% of fixed income investment

Price Earning Based Fund

*Fund Fact Sheet as on 30th Jun 2014.

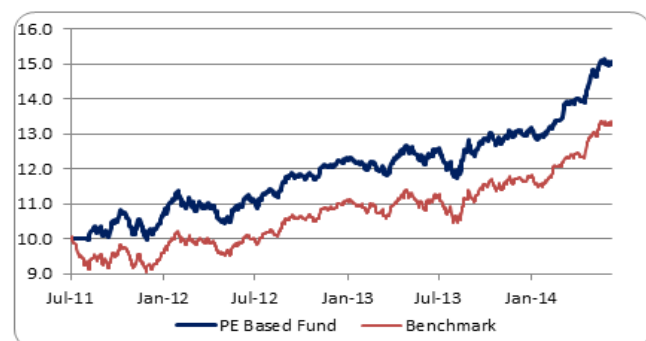
Fund Objective

To provide a platform to make asset allocation between Equity and Debt / Money market instruments depending on the Nifty index P/E ratio.

Fund Information

SFIN No.	ULIF00526/08/11PEBASED147
Launch Date	22-Jul-11
Face Value	10
Risk Profile	Medium to High

NAV (Net Asset Value)



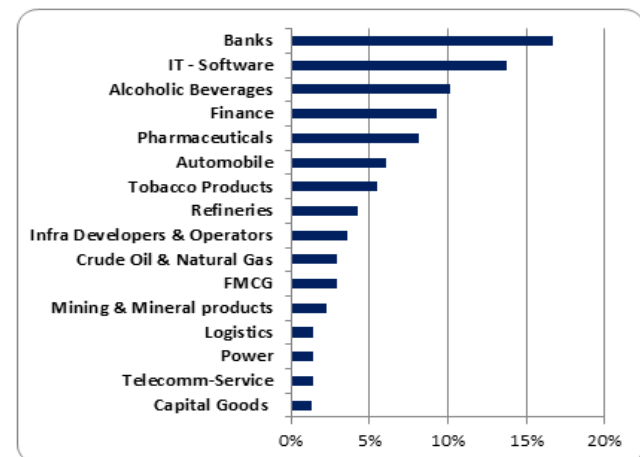
Period	3 Month	6 Month	1 Year	2 Year	Inception
Fund Return	8.9%	15.1%	21.9%	16.3%	15.0%
Benchmark	8.5%	13.5%	20.5%	15.3%	10.3%

Benchmark: 55% Nifty & 45% Crisil Short Term Bond Fund Index

Returns less than or equal to one year are absolute returns. Return greater than one year are in term of compounded annualised growth rate (CAGR).

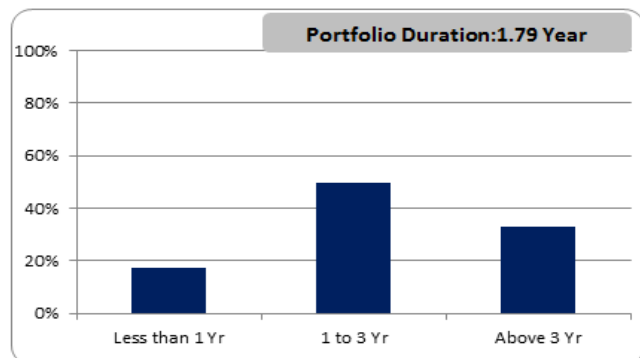
* Past Performance is not indicative of future performance.

Sector Allocation



* % of equity investment

Fixed Income Portfolio Maturity

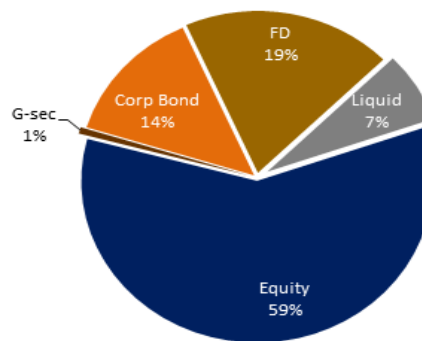


* % of fixed income investment

Asset Allocation Pattern

Equity and Equity related Instruments	0%-100%
Debt and Money market Instruments	0%-100%

Asset Allocation

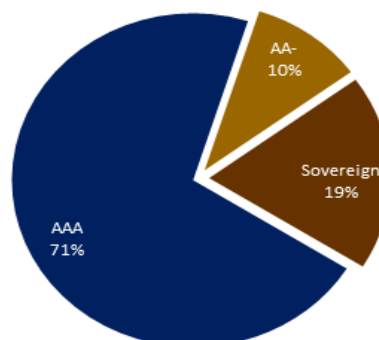


Top 10 Equity Portfolio

Name of Stock*	Weight (%)
MCDOWELL-N	10%
ITC	5%
HDFC	5%
INFOSYSTCH	5%
TCS	4%
RELIANCE	4%
HDFCBANK	4%
ICICIBANK	4%
LT	3%
SBIN	3%

* % of equity investment

Debt Rating Profile



* % of fixed income investment

Disclaimer:

1. In ULIP, the investment risk in investment portfolio is borne by the policyholder.
2. Unit Linked Life Insurance products are different from the traditional insurance products and are subject to the risk factors.
3. Premium paid in unit linked policies are subject to investment risks associated with capital markets and NAVs of the units may go up or down based on the performance of fund and factors influencing the capital market and the insured is responsible for his/her decisions.
4. Edelweiss Tokio Life Insurance Co. Ltd. is only the name of the insurance company and the various products/ various funds under the products offered are only the names of the unit linked life insurance contract/funds and does not in any way indicate the quality of the contract, its future prospects or returns.
5. Please know the associated risks and the applicable charges, from your Insurance agent or the intermediary or policy document of the insurer.

Registered and corporate office:

Edelweiss Tokio Life Insurance Company Limited

Corporate Identity Number: U66010MH2009PLC197336

Edelweiss House, Off CST Road, Kalina, Mumbai 400098

Tel. No.: +91 22 4088 6015 | Fax No.: +91 22 4342 8161 | Email : care@edelweisstokio.in | www.edelweisstokio.in

Insurance is the subject matter of solicitation. For more details on Risk Factors, Terms & Conditions, please read the sales brochure carefully before concluding a sale.

BEWARE OF SPURIOUS PHONE CALLS AND FICTITIOUS/FRAUDULENT OFFERS

IRDA clarifies to public that

- IRDA or its officials do not involve in activities like sale of any kind of insurance or financial products nor invest premiums.
- IRDA does not announce any bonus. Public receiving such phone calls are requested to lodge a police complaint along with details of phone call, number.

DISCLAIMERS for S&P CNX Nifty Index

“Standard and Poor’s Financial Services LLC (“S&P”), is a Delaware limited liability company and amongst other things, is engaged in the business of developing, constructing, compiling, computing and maintaining various equity Indices that are recognized worldwide as benchmarks for U.S. stock market performance. “Standard & Poor’s®” and “S&P®” are trademarks of S&P and have been licensed for use by India Index Services & Products Limited in connection with the S&P CNX Nifty Index. IISL may further license the S&P trademarks to third Parties, and has sublicensed such marks to (Name of Licensee) in connection with the S&P CNX Nifty Index and [the Product]. The S&P CNX Nifty Index is not compiled, calculated or distributed by Standard & Poor’s and Standard & Poor’s makes no representation regarding the advisability of investing in Product(s) that utilize S&P CNX Nifty Index as a component thereof, including [the Product].”

“The Product (s) are not sponsored, endorsed, sold or promoted by India Index Services & Products Limited (“IISL”) or Standard and Poor’s Financial Services LLC (“S&P”). Neither IISL nor S&P makes any representation or warranty, express or implied, to the owners of the Product(s) or any member of the public regarding the advisability of investing in securities generally or in the Product(s) particularly or the ability of the S&P CNX Nifty Index to track general stock market performance in India. The relationship of S&P and IISL to (Name of Licensee) is only in respect of the licensing of certain trademarks and trade names of their Index which is determined, composed and calculated by IISL without regard to the (Name of Licensee) or the Product(s). Neither S&P nor IISL has any obligation to take the needs of the (Name of Licensee) or the owners of the Product(s) into consideration in determining, composing or calculating the S&P CNX Nifty Index. Neither S&P nor IISL is responsible for or has participated in the determination of the timing of, prices at, or quantities of the Product(s) to be issued or in the determination or calculation of the equation by which the Product(s) is to be converted into cash. Neither IISL nor S&P has any obligation or liability in connection with the administration, marketing or trading of the Product(s)”.

“S&P and IISL do not guarantee the accuracy and/or the completeness of the S&P CNX Nifty Index or any data included therein and they shall have no liability for any errors, omissions, or interruptions therein. Neither S&P nor IISL makes any warranty, express or implied, as to results to be obtained by (Name of Licensee), owners of the Product(s), or any other person or entity from the use of the S&P CNX Nifty Index or any data included therein. IISL and S&P make no express or implied warranties, and expressly disclaim all warranties of merchantability or fitness for a particular purpose or use with respect to the Index or any data included therein. Without limiting any of the foregoing, IISL and S&P expressly disclaim any and all liability for any damages or losses arising out of or related to the Product(s), including any and all direct, special, punitive, indirect, or consequential damages (including lost profits), even if notified of the possibility of such damages.

DISCLAIMERS for CNX Midcap

The Product(s) are not sponsored, endorsed, sold or promoted by India Index Services & Products Limited (“IISL”). IISL does not make any representation or warranty, express or implied, to the owners of the Product(s) or any member of the public regarding the advisability of investing in securities generally or in the Product(s) particularly or the ability of the CNX Midcap Index to track general stock market performance in India. The relationship of IISL to the Issuer is only in respect of the licensing of certain trademarks and trade names of its Index which is determined, composed and calculated by IISL without regard to the Issuer or the Product(s). IISL does not have any obligation to take the needs of the Issuer or the owners of the Product(s) into consideration in determining, composing or calculating the CNX Midcap Index. IISL is not responsible for or has participated in the determination of the timing of, prices at, or quantities of the Product(s) to be issued or in the determination or calculation of the equation by which the Product(s) is to be converted into cash. IISL has no obligation or liability in connection with the administration, marketing or trading of the Product(s).

IISL do not guarantee the accuracy and/or the completeness of the CNX Midcap Index or any data included therein and they shall have no liability for any errors, omissions, or interruptions therein. IISL does not make any warranty, express or implied, as to results to be obtained by the Issuer, owners of the product(s), or any other person or entity from the use of the CNX Midcap Index or any data included therein. IISL makes no express or implied warranties, and expressly disclaim all warranties of merchantability or fitness for a particular purpose or use with respect to the index or any data included therein. Without limiting any of the foregoing, IISL expressly disclaim any and all liability for any damages or losses arising out of or related to the Products, including any and all direct, special, punitive, indirect, or consequential damages (including lost profits), even if notified of the possibility of such damages.

Registered and corporate office:

Edelweiss Tokio Life Insurance Company Limited

Corporate Identity Number: U66010MH2009PLC197336

Edelweiss House, Off CST Road, Kalina, Mumbai 400098

Tel. No.: +91 22 4088 6015 | Fax No.: +91 22 4342 8161 | Email : care@edelweisstokio.in | www.edelweisstokio.in

Insurance is the subject matter of solicitation. For more details on Risk Factors, Terms & Conditions, please read the sales brochure carefully before concluding a sale.

BEWARE OF SPURIOUS PHONE CALLS AND FICTITIOUS/FRAUDULENT OFFERS

IRDA clarifies to public that

- IRDA or its officials do not involve in activities like sale of any kind of insurance or financial products nor invest premiums.
- IRDA does not announce any bonus. Public receiving such phone calls are requested to lodge a police complaint along with details of phone call, number.

CRISIL Disclaimer and Copyright Notice:

Each CRISIL Index (including, for the avoidance of doubt, its values and constituents) is the sole property of CRISIL Limited (**CRISIL**). No CRISIL Index may be copied, retransmitted or redistributed in any manner. While CRISIL uses reasonable care in computing the CRISIL Indices and bases its calculation on data that it considers reliable, CRISIL does not warrant that any CRISIL Index is error-free, complete, adequate or without faults. Anyone accessing and/or using any part of the CRISIL Indices does so subject to the condition that: (a) CRISIL is not responsible for any errors, omissions or faults with respect to any CRISIL Index or for the results obtained from the use of any CRISIL Index; (b) CRISIL does not accept any liability (and expressly excludes all liability) arising from or relating to their use of any part of CRISIL Indices.”..

Registered and corporate office:

Edelweiss Tokio Life Insurance Company Limited

Corporate Identity Number: U66010MH2009PLC197336 | IRDA Regn. No.: 147

Edelweiss House, Off CST Road, Kalina, Mumbai 400098

Tel. No.: +91 22 4088 6015 | Fax No.: +91 22 4342 8161 | Email : care@edelweisstokio.in | www.edelweisstokio.in

Insurance is the subject matter of solicitation. For more details on Risk Factors, Terms & Conditions, please read the sales brochure carefully before concluding a sale.

BEWARE OF SPURIOUS PHONE CALLS AND FICTITIOUS/FRAUDULENT OFFERS

IRDA clarifies to public that

- IRDA or its officials do not involve in activities like sale of any kind of insurance or financial products nor invest premiums.
- IRDA does not announce any bonus. Public receiving such phone calls are requested to lodge a police complaint along with details of phone call, number.